
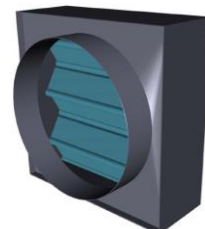


52CVS / 52CRVS / 52COVS

- UL 555 & CAN/ULC-S112 Classified Static Fire Damper, 1½ Hr. Label (File # R25565).
- NFPA 80, 90A & 101 compliant.
- NBC and IBC building codes compliant.



TYPE C



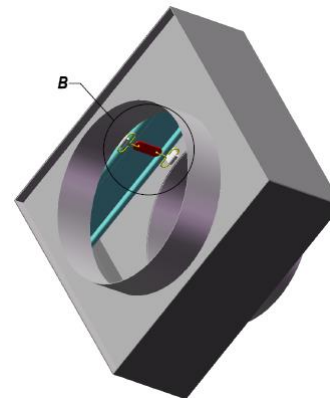
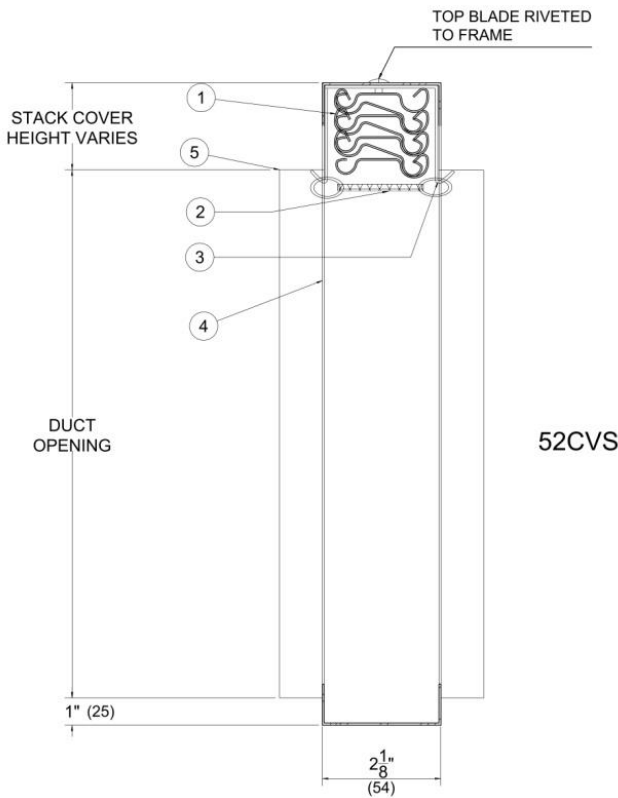
TYPE CR



TYPE CO

STANDARD CONSTRUCTION	
DEPTH:	2 1/8" (54).
FRAME:	Roll formed 22 Ga. galvanized steel.
BLADES:	Roll formed 22 Ga. galvanized steel. Interlocking curtain type blade.
FUSIBLE LINK:	165°F (74 C).

OPTIONAL CONSTRUCTION	
<input type="checkbox"/>	212°F (100 C) Fusible Link.
<input type="checkbox"/>	1½" x 1½" Retaining Angles.
<input type="checkbox"/>	HP Externally caulked for Med/High Pressure (up to 6"w.g.).



DETAIL B

FIRE DAMPER COMPONENTS	
1. Blades	4. Frame
2. Fusible Link Assembly	5. Duct Connection Collar
3. Link Strap	

MAINTENANCE RECOMMENDATIONS:

NFPA 80 advises that fire dampers be inspected and tested 1 year after installation, then every 4 years minimum (6 years for hospitals). More frequent inspections may be required due to system use and air conditions, or applicable local codes.

NOTES:

These static dampers are UL/ULC approved for use in HVAC systems where the fans automatically shut down in the event of a fire alarm.

1½ hr. labeled fire dampers are suitable for use in fire separations with a fire resistance rating of 2 hours or less.

Fire dampers must be installed in accordance with manufacturer's instructions. Refer to Alumavent installation instructions for details.

Dimensions are shown in inches (mm).

TYPE C (SQUARE/RECTANGULAR COLLAR) :

Min. Duct Size: Vertical Mount only: 4" x 4" (102 x 102).
Max. Duct Size: Single Section only
Vertical Mount only: 38" x 24" (965 x 610).

Multiple Section assemblies are not permitted.

TYPE CR (ROUND COLLAR):

Min. Duct Size: Vertical Mount only: 4" (102) diameter.
Max. Duct Size: Single Section only
Vertical Mount only: 24" (610) diameter.

Multiple Section assemblies are not permitted.

TYPE CO (OVAL COLLAR):

Min. Duct Size: Vertical Mount only: 5" x 4" (127 x 102) oval.
Max. Duct Size: Single Section only
Vertical mount only: 38" x 24" (965 x 610) oval.

Multiple Section assemblies are not permitted.

TYPE C/CO/CR THINLINE SIZING CHART:

OVERALL DAMPER WIDTH =
DUCT DIAMETER/WIDTH + 2" (51).

DUCT HEIGHT	OVERALL HEIGHT
4 (102)	7 (178)
5 (127)	8 (203)
6 (152)	9 (229)
7 (178)	10 (254)
8 (203)	11 (279)
9 (229)	12 (305)
10 (254)	14 (356)
11 (279)	15 (381)
12 (305)	16 (406)
13 (330)	17 (432)
14 (356)	18 (457)
15 (381)	19 (483)
16 (406)	21 (533)
17 (432)	22 (559)
18 (457)	23 (584)
19 (483)	24 (610)
20 (508)	26 (660)
21 (533)	27 (686)
22 (559)	28 (711)
23 (584)	30 (762)
24 (610)	31 (787)

REF. #	QTY.	DUCT SIZE Ø / WxH	MOUNT (V only)	ACCESSORIES
			V	
			V	
			V	
			V	
			V	
			V	

PROJECT NAME:		ENGINEER:	
CONTRACTOR:		SUBMITTAL DATE:	